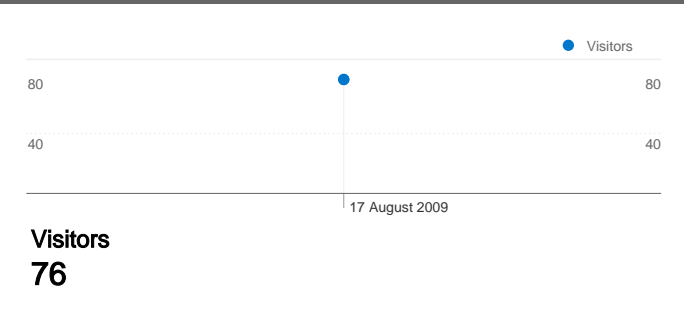


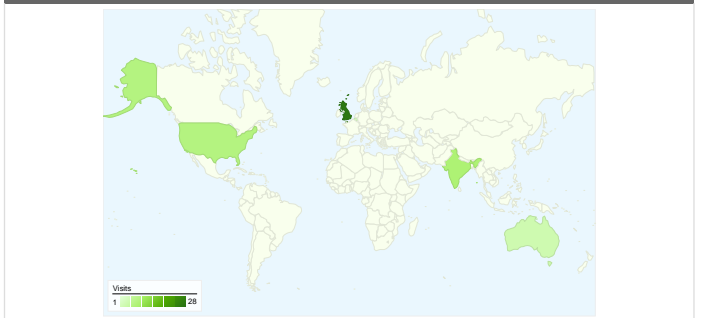
### Site Usage

- 84 Visits
- 145 Page Views
- 1.73 Pages/Visit
- 73.81% Bounce Rate
- 00:01:48 Avg. Time on Site
- 84.52% % New Visits

### Visitors Overview



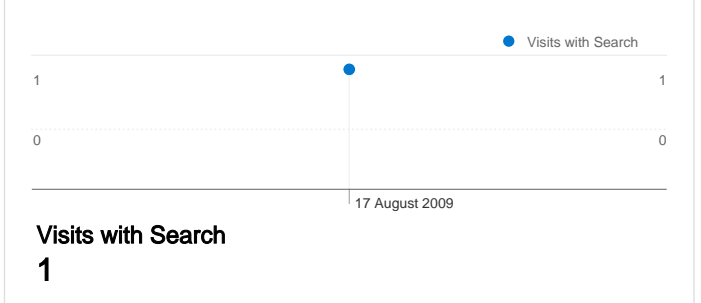
### Map Overlay world



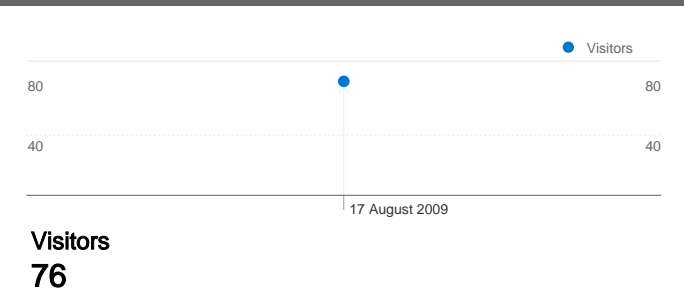
### Network Location

Network Location	Visits	% visits
easynet ltd	6	7.14%
adsl-go-plus	3	3.57%
banco santandersantiago	3	3.57%
insider technologies ltd	3	3.57%
internet service provider	3	3.57%

### Site Search Overview



### Visitors Overview



### Site Search Terms





Search Term	Total Unique Searches	% visits
why we use BMC log files in	1	100.00%

Top Landing Pages		
Page	Entrances	% visits
/http://www.paymenttracking.c	15	17.86%
/Default.aspx?tabid=182&smid	6	7.14%
/Solutions/ATMandPOSMonito	6	7.14%
/Products/Reflex/tabid/87/Defa	5	5.95%
/Solutions/BusinessActivityMo	5	5.95%

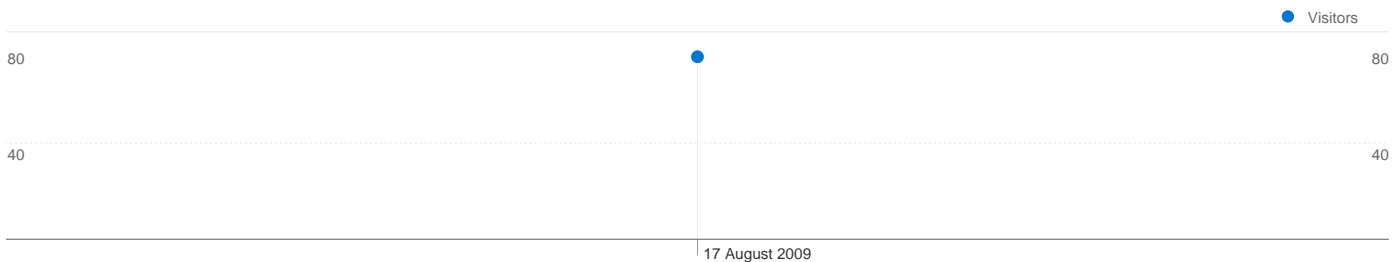
Keywords		
Keyword	Visits	% visits
(content targeting)	6	8.57%
what is tandem base24	6	8.57%
fastwire open messaging hub	3	4.29%
nonstop performance	3	4.29%
sentra web client	3	4.29%

AdWords Campaigns		
Campaign	Visits	% visits
Starter Campaign	6	100.00%

Referring Sites		
Source	Visits	% visits
images.google.com	2	18.18%
intranet	2	18.18%
linkedin.com	2	18.18%
images.google.co.in	1	9.09%
images.google.com.bd	1	9.09%

Length of Visit	
Duration of visit	Visits with this duration
0-10 seconds	
20090817-20090817	 77.38%
11-30 seconds	
20090817-20090817	1.19%
31-60 seconds	
20090817-20090817	2.38%
61-180 seconds	
20090817-20090817	 5.95%
181-600 seconds	
20090817-20090817	 5.95%
601-1,800 seconds	
20090817-20090817	 5.95%
1,801+ seconds	
20090817-20090817	1.19%

Hostnames		
Hostname	Visits	% visits
www.insidertech.co.uk	33	39.29%
www.paymenttracking.co.uk	31	36.90%
www.hpnonstopsoftware.com	6	7.14%
www.windowsmanagement.co	4	4.76%
www.slamonitoring.co.uk	3	3.57%

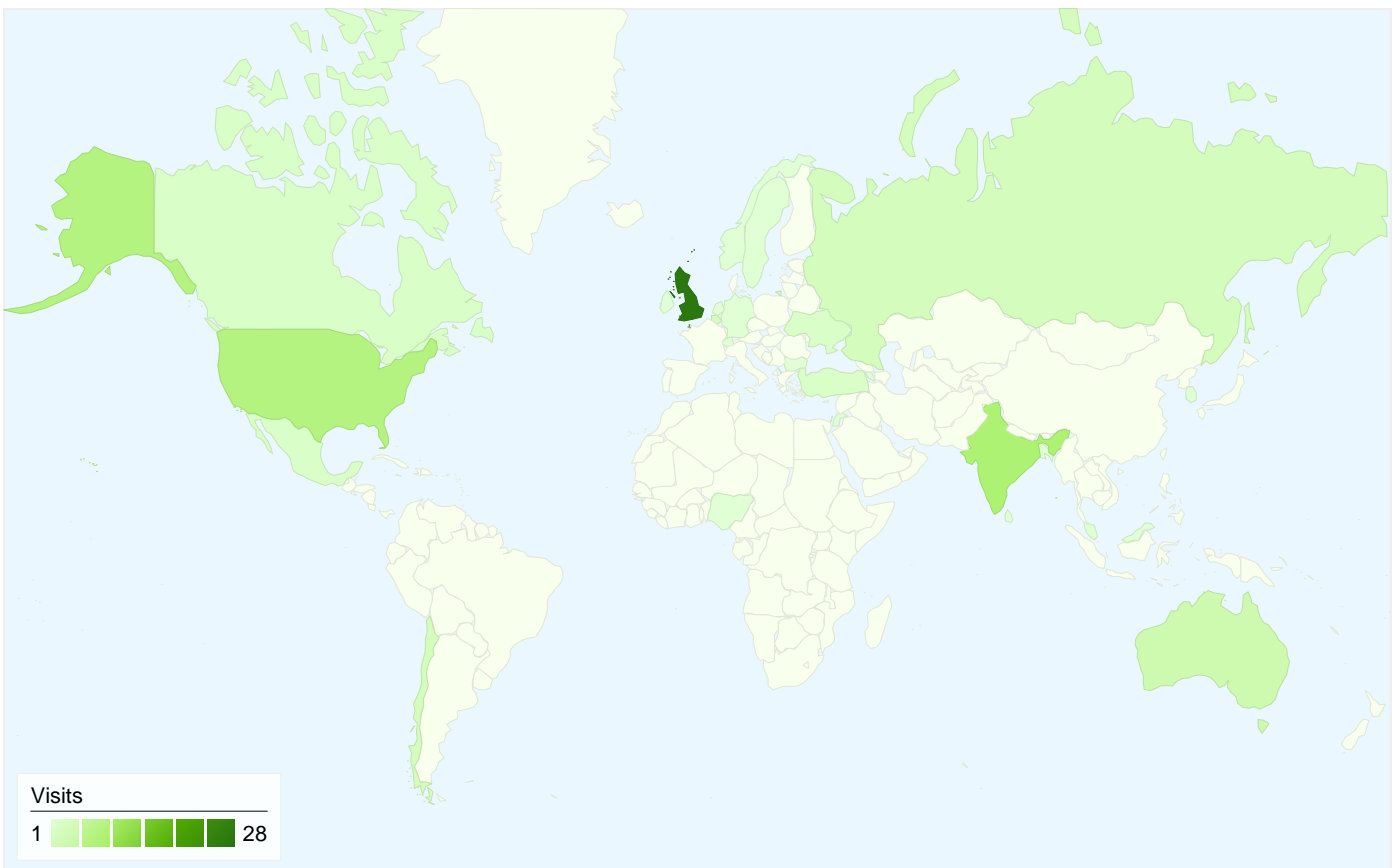


## 76 people visited this site

- **84** Visits
- **76** Absolute Unique Visitors
- **145** Page Views
- **1.73** Average Page Views
- **00:01:48** Time on Site
- **73.81%** Bounce Rate
- **84.52%** New Visits

## Technical Profile

Browser	Visits	% visits	Connection Speed	Visits	% visits
Firefox	38	45.24%	Unknown	35	41.67%
Internet Explorer	36	42.86%	DSL	24	28.57%
Chrome	4	4.76%	T1	11	13.10%
Safari	3	3.57%	Cable	10	11.90%
NetFront	3	3.57%	Dialup	4	4.76%



## 84 visits came from 29 countries/territories

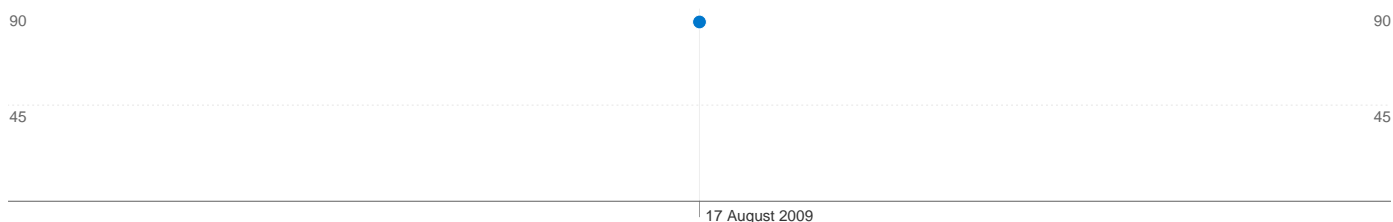
### Site Usage

Visits	Pages/Visit	Avg. Time on Site	% New Visits	Bounce Rate	
<b>84</b> % of Site Total: 100.00%	<b>1.73</b> Site Avg: 1.73 (0.00%)	<b>00:01:48</b> Site Avg: 00:01:48 (0.00%)	<b>84.52%</b> Site Avg: 84.52% (0.00%)	<b>73.81%</b> Site Avg: 73.81% (0.00%)	
Country/Territory	Visits	Pages/Visit	Avg. Time on Site	% New Visits	Bounce Rate
United Kingdom	<b>28</b>	2.11	00:01:42	67.86%	67.86%
India	<b>9</b>	2.11	00:00:18	77.78%	77.78%
United States	<b>8</b>	1.12	00:01:49	87.50%	87.50%
Australia	<b>4</b>	3.50	00:12:18	75.00%	25.00%
Belgium	<b>3</b>	1.33	00:03:00	100.00%	66.67%
Chile	<b>3</b>	1.33	00:04:20	100.00%	66.67%
Russia	<b>3</b>	1.00	00:00:00	100.00%	100.00%
Mexico	<b>2</b>	1.00	00:00:00	100.00%	100.00%
Turkey	<b>2</b>	1.00	00:00:00	100.00%	100.00%
Canada	<b>2</b>	1.50	00:00:39	100.00%	50.00%
Ukraine	<b>2</b>	1.00	00:00:00	100.00%	100.00%
Jordan	<b>1</b>	1.00	00:00:00	100.00%	100.00%

Sri Lanka	1	1.00	00:00:00	100.00%	100.00%
South Korea	1	3.00	00:04:48	100.00%	0.00%
Switzerland	1	3.00	00:00:35	100.00%	0.00%
Germany	1	1.00	00:00:00	100.00%	100.00%
Norway	1	1.00	00:00:00	100.00%	100.00%
Guernsey	1	1.00	00:00:00	100.00%	100.00%
Bulgaria	1	1.00	00:00:00	100.00%	100.00%
Malta	1	2.00	00:07:48	100.00%	0.00%
Netherlands	1	1.00	00:00:00	100.00%	100.00%
Sweden	1	1.00	00:00:00	100.00%	100.00%
Nigeria	1	1.00	00:00:00	100.00%	100.00%
Israel	1	1.00	00:00:00	100.00%	100.00%
Ireland	1	1.00	00:00:00	100.00%	100.00%
Malaysia	1	1.00	00:00:00	100.00%	100.00%
Macedonia	1	2.00	00:00:08	100.00%	0.00%
Bangladesh	1	1.00	00:00:00	100.00%	100.00%
Armenia	1	1.00	00:00:00	100.00%	100.00%

1 - 29 of 29

● Visits



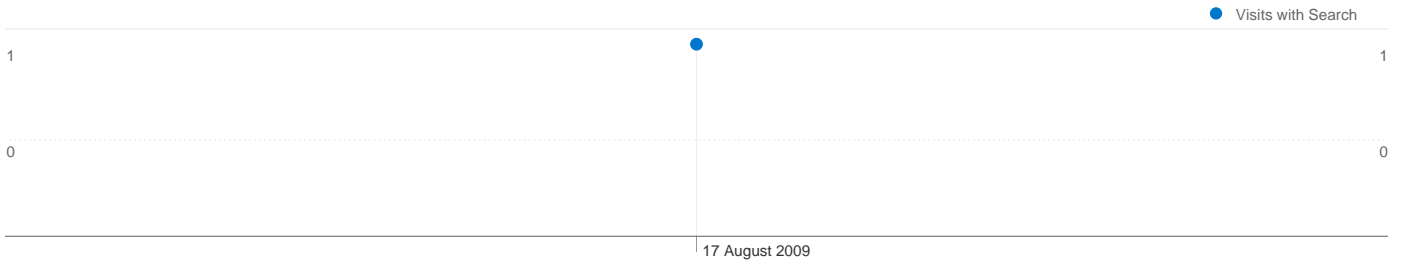
## 84 visits came from 60 network locations

### Site Usage

Visits	Pages/Visit	Avg. Time on Site	% New Visits	Bounce Rate	
<b>84</b> % of Site Total: 100.00%	<b>1.73</b> Site Avg: 1.73 (0.00%)	<b>00:01:48</b> Site Avg: 00:01:48 (0.00%)	<b>84.52%</b> Site Avg: 84.52% (0.00%)	<b>73.81%</b> Site Avg: 73.81% (0.00%)	
Network Location	Visits	Pages/Visit	Avg. Time on Site	% New Visits	Bounce Rate
easynet ltd	6	1.17	00:00:34	50.00%	83.33%
adsl-go-plus	3	1.33	00:03:00	100.00%	66.67%
banco santandersantiago	3	1.33	00:04:20	100.00%	66.67%
insider technologies ltd	3	7.67	00:12:43	66.67%	0.00%
internet service provider	3	1.00	00:00:00	33.33%	100.00%
mls business centres ltd powerserve customer allocation	3	1.67	00:00:19	0.00%	66.67%
telecity plc	3	1.00	00:00:00	66.67%	100.00%
telstra internet	3	4.00	00:16:21	100.00%	33.33%
cox communications	2	1.00	00:00:00	100.00%	100.00%
gate elektronik	2	1.00	00:00:00	100.00%	100.00%
plusnet plc.	2	1.00	00:00:00	100.00%	100.00%
visionary systems	2	1.50	00:07:17	50.00%	50.00%
wipro technologies	2	6.00	00:01:20	100.00%	0.00%
abts tamilnadu	1	1.00	00:00:00	100.00%	100.00%
adsl ip subnet	1	2.00	00:00:08	100.00%	0.00%
armenia telephone company	1	1.00	00:00:00	100.00%	100.00%
att incs	1	1.00	00:00:00	100.00%	100.00%
barclays plc	1	1.00	00:00:00	100.00%	100.00%
bb-hfa	1	1.00	00:00:00	100.00%	100.00%
bharti infotel ltd.	1	1.00	00:00:00	100.00%	100.00%
bharti telenet ltd. tamilnadu	1	1.00	00:00:00	100.00%	100.00%
bluewin is an lir and isp in switzerland.	1	3.00	00:00:35	100.00%	0.00%
british telecom	1	1.00	00:00:00	100.00%	100.00%
cable & wireless guernsey customer	1	1.00	00:00:00	100.00%	100.00%

cable and wireless	1	2.00	00:01:31	0.00%	0.00%
center of financial technologies inc.	1	1.00	00:00:00	100.00%	100.00%
deutsche telekom ag	1	1.00	00:00:00	100.00%	100.00%
dhakacom limited	1	1.00	00:00:00	100.00%	100.00%
dial-up and adsl pool	1	3.00	00:01:04	100.00%	0.00%
etinet	1	1.00	00:00:00	100.00%	100.00%
fairfax county public schools	1	1.00	00:00:00	100.00%	100.00%
flex isp	1	1.00	00:00:00	100.00%	100.00%
forte communications ltd	1	1.00	00:00:00	100.00%	100.00%
ftip002747606 network partners ( ds managed )	1	1.00	00:00:00	100.00%	100.00%
hotonline limited-1	1	1.00	00:00:00	100.00%	100.00%
icicibank ltd india	1	1.00	00:00:00	100.00%	100.00%
icn	1	1.00	00:00:00	100.00%	100.00%
ip pools	1	1.00	00:00:00	100.00%	100.00%
ipnx nigeria limited	1	1.00	00:00:00	100.00%	100.00%
korea telecom	1	3.00	00:04:48	100.00%	0.00%
lankabell (pvt) limited	1	1.00	00:00:00	100.00%	100.00%
lisman vorkhefrucks bv	1	1.00	00:00:00	100.00%	100.00%
manchester (2nd-block)	1	2.00	00:00:05	100.00%	0.00%
megabyte	1	2.00	00:07:48	100.00%	0.00%
mobile broadband isp	1	1.00	00:00:00	100.00%	100.00%
naf-data as	1	1.00	00:00:00	100.00%	100.00%
ntl infrastructure - cambridge	1	1.00	00:00:00	100.00%	100.00%
people-net dynamic pool i	1	1.00	00:00:00	100.00%	100.00%
q9 networks inc.	1	2.00	00:01:17	100.00%	0.00%
scansafe lon2	1	1.00	00:00:00	100.00%	100.00%

1 - 50 of 60

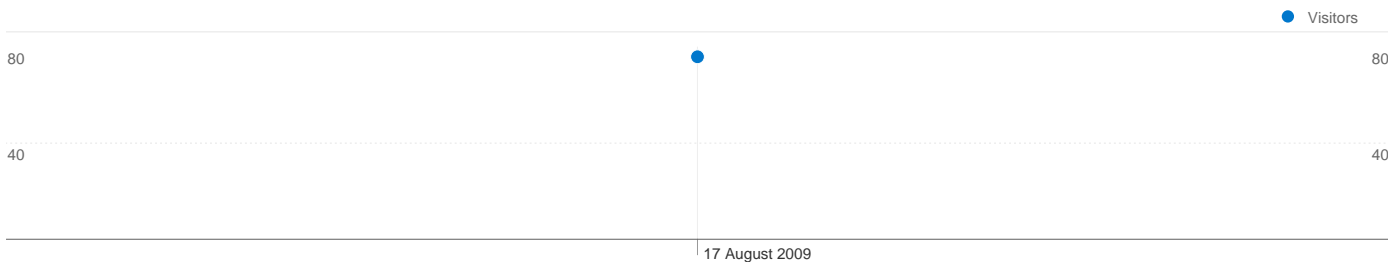


## 1.19% visits used site search

- **1** Visits with Search
- **1** Total Unique Searches
- **8.00** Results Page Views/Search
- **100.00%** Search Exits
- **0.00%** Search Refinements
- **00:01:29** Time after Search
- **1.00** Search Depth

## Site Search Details

Top Site Searches	Searches	% Searches	Top Searched Content	Searches	% Searches
why we use BMC log files in	1	100.00%	/Home/tabid/36/Default.aspx	1	100.00%



**76 people visited this site**

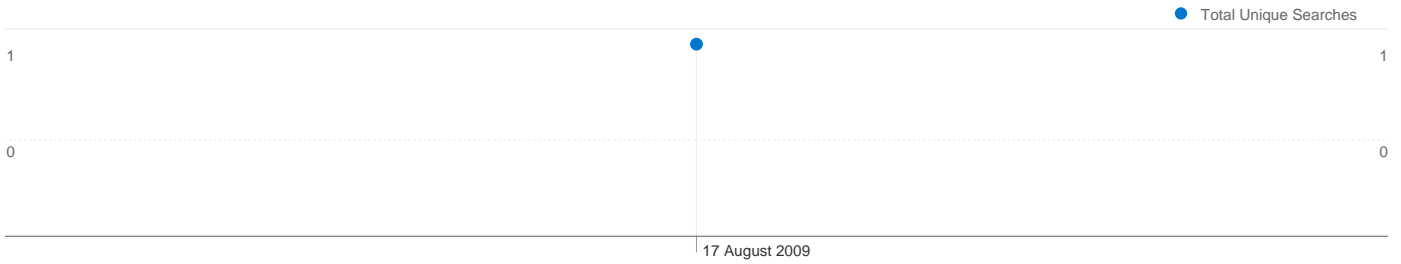
- **84** Visits
- **76** Absolute Unique Visitors
- **145** Page Views
- **1.73** Average Page Views
- **00:01:48** Time on Site
- **73.81%** Bounce Rate
- **84.52%** New Visits

**Technical Profile**

Browser	Visits	% visits	Connection Speed	Visits	% visits
Firefox	38	45.24%	Unknown	35	41.67%
Internet Explorer	36	42.86%	DSL	24	28.57%
Chrome	4	4.76%	T1	11	13.10%
Safari	3	3.57%	Cable	10	11.90%
NetFront	3	3.57%	Dialup	4	4.76%

# Site Search Terms

Comparing to: Visit Segments



There were 1 unique searches via 1 search terms

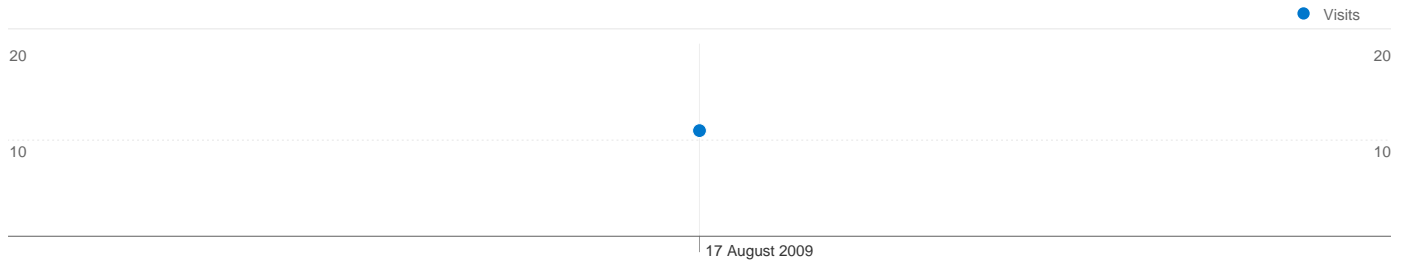
Site Search Usage

Total Unique Searches	Results Page Views/Search	% Search Exits	% Search Refinements	Time after Search	Search Depth	
<b>1</b> % of Site Total: 100.00%	<b>8.00</b> Site Avg: 8.00 (0.00%)	<b>100.00%</b> Site Avg: 100.00% (0.00%)	<b>0.00%</b> Site Avg: 0.00% (0.00%)	<b>00:01:29</b> Site Avg: 00:01:29 (0.00%)	<b>1.00</b> Site Avg: 1.00 (0.00%)	
Search Term	Total Unique Searches	Results Page Views/Search	% Search Exits	% Search Refinements	Time after Search	Search Depth
why we use BMC log files in Non stop kernel	1	8.00	100.00%	0.00%	00:01:29	1.00

1 - 1 of 1

# Referring Sites

Comparing to: Visit Segments

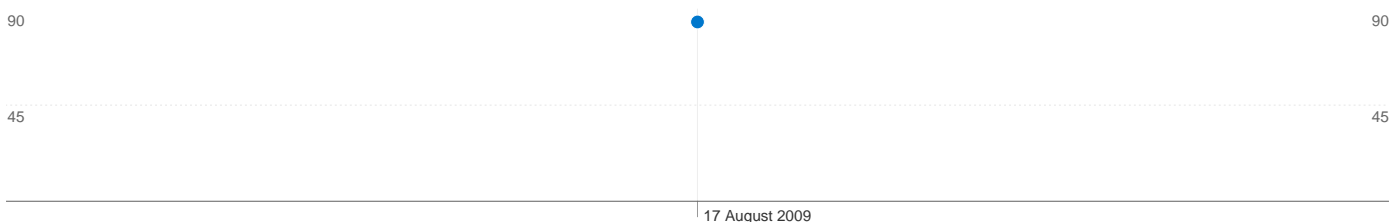


## Referring sites sent 11 visits via 8 sources

Site Usage

Visits	Pages/Visit	Avg. Time on Site	% New Visits	Bounce Rate	
<b>11</b> % of Site Total: 13.10%	<b>2.36</b> Site Avg: 1.73 (36.93%)	<b>00:01:48</b> Site Avg: 00:01:48 (0.63%)	<b>90.91%</b> Site Avg: 84.52% (7.55%)	<b>63.64%</b> Site Avg: 73.81% (-13.78%)	
Source	Visits	Pages/Visit	Avg. Time on Site	% New Visits	Bounce Rate
images.google.com	2	1.00	00:00:00	100.00%	100.00%
intranet	2	6.50	00:09:06	50.00%	0.00%
linkedin.com	2	2.00	00:00:18	100.00%	50.00%
images.google.co.in	1	1.00	00:00:00	100.00%	100.00%
images.google.com.bd	1	1.00	00:00:00	100.00%	100.00%
images.google.com.my	1	1.00	00:00:00	100.00%	100.00%
images.google.ru	1	1.00	00:00:00	100.00%	100.00%
mawhitfield.co.uk	1	3.00	00:01:04	100.00%	0.00%
1 - 8 of 8					

● Entrances

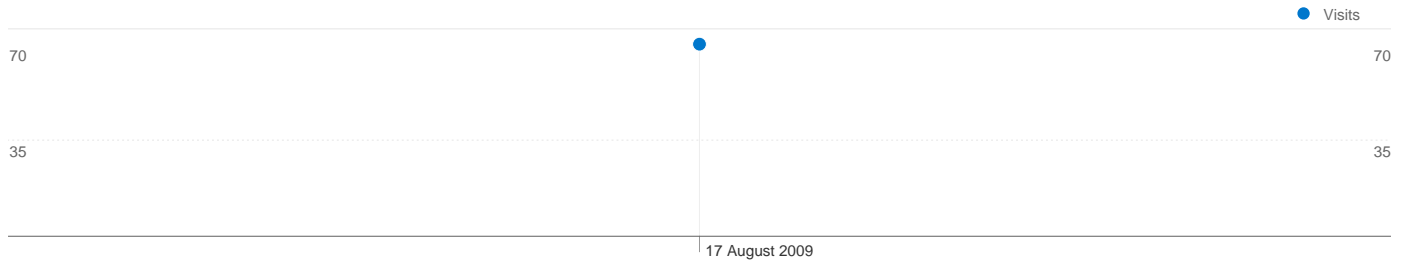


## 84 visits entered the site through 39 pages

### Landing Pages

Entrances	Bounces	Bounce Rate		
<b>84</b> % of Site Total: 100.00%	<b>62</b> % of Site Total: 100.00%	<b>73.81%</b> Site Avg: 73.81% (0.00%)		
Page	Entrances	Bounces	Bounce Rate	
/http://www.paymenttracking.co.uk/default.aspx	15	7	46.67%	
/Default.aspx?tabid=182&smid=1079&ArticleID=2&reftab=181&t=Error when deploying Reporting Services reports: Client found response content type of but expected text/xml	6	5	83.33%	
/Solutions/ATMandPOSMonitoring/tabid/145/Default.aspx	6	5	83.33%	
/Products/Reflex/tabid/87/Default.aspx	5	4	80.00%	
/Solutions/BusinessActivityMonitoring/tabid/106/Default.aspx	5	4	80.00%	
/Products/PDADDataCapture/tabid/168/Default.aspx	3	2	66.67%	
/Products/Sentra/SentraforWebSphereMQ/tabid/151/Default.aspx	3	3	100.00%	
/Products/tabid/85/Default.aspx	3	2	66.67%	
/NewsEvents/HPNonStop/tabid/178/Default.aspx	2	2	100.00%	
/Products/ProductIndex/tabid/93/Default.aspx	2	2	100.00%	
/Products/RTLXReactor/tabid/89/Default.aspx	2	2	100.00%	
/Products/Sentra/tabid/86/Default.aspx	2	1	50.00%	
/Services/ManagedServices/tabid/138/Default.aspx	2	2	100.00%	
/Services/tabid/111/Default.aspx	2	2	100.00%	
/Solutions/PaymentsMonitoring/tabid/115/Default.aspx	2	2	100.00%	
/AboutUs/Clients/tabid/140/Default.aspx	1	1	100.00%	
/AboutUs/Testimonials/tabid/142/Default.aspx	1	1	100.00%	
/AboutUs/tabid/84/Default.aspx	1	0	0.00%	
/Default.aspx?tabid=182&smid=1079&ArticleID=2&reftab=181&t=Error when deploying Reporting Services reports: Client found response content type of but expected text/xml&dnnprintmode=true&SkinSrc=[G]Skins/_default/No+Skin&ContainerSrc=[G]Containers/_default/No+Container	1	1	100.00%	

/Default.aspx?tabid=182&smid=1079&ArticleID=9&reftab=181&t=Error-when-deploying-Reporting-Services-reports:-Client-found-response-content-type-of-text/html-but-expected-text/xml.	1	1	100.00%
/Home/tabid/36/Default.aspx	1	0	0.00%
/Markets/Financial/tabid/101/Default.aspx	1	1	100.00%
/NewsEvents/Events/Events2009/tabid/173/Default.aspx	1	1	100.00%
/NewsEvents/ITLNews/tabid/99/Default.aspx	1	0	0.00%
/Products/RTLXReactor/RTLXReactorFAQs/RTLXReactorFAQsDetail/tabid/187/smId/1097/ArticleID/90/reftab/186/Default.aspx	1	1	100.00%
/Products/Reflex/Reflex8020HPNonStopUtilities/tabid/176/Default.aspx	1	1	100.00%
/Products/Reflex/Reflex8020PerformanceDashboard/tabid/195/Default.aspx	1	0	0.00%
/Products/Reflex/ReflexONE24/tabid/137/Default.aspx	1	1	100.00%
/Products/Reflex/ReflexforHPOpenViewOperations/tabid/166/Default.aspx	1	1	100.00%
/Products/Sentra/SentraforMessageEmailMonitoring/tabid/117/Default.aspx	1	1	100.00%
/Products/Sentra/SentraforSafeSign/tabid/121/Default.aspx	1	1	100.00%
/Products/ViewPoint/tabid/92/Default.aspx	1	1	100.00%
/Services/TrainingCourses/tabid/144/Default.aspx	1	0	0.00%
/Solutions/ATMandPOSMonitoring/tabid/145/Default.aspx?eType=ALL&LCTag=ALL&LCPAGE=ALL&modId=1114	1	1	100.00%
/Solutions/HPNonStopManagement/tabid/108/Default.aspx	1	1	100.00%
/Solutions/OpenSystemServices/tabid/171/Default.aspx	1	0	0.00%
/Solutions/ServiceProvisioning/tabid/113/Default.aspx	1	1	100.00%
/Solutions/SystemsMonitoring/tabid/110/Default.aspx	1	0	0.00%
/search?q=cache:fLdUdz9sL4UJ:www.paymenttracking.co.uk/Solutions/HPNonStopIltanium/tabid/128/Default.aspx+tandem+hp+nonstop+aci+payment+system&cd=1&hl=en&ct=clnk&gl=in	1	1	100.00%
			1 - 39 of 39



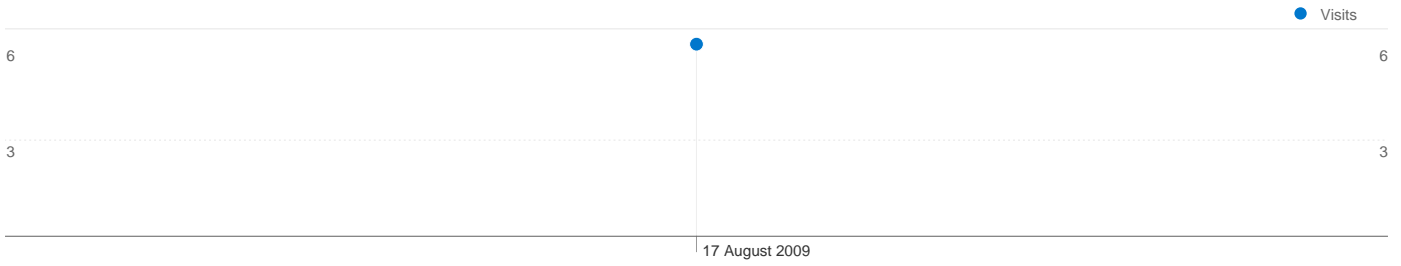
## Search sent 70 total visits via 49 keywords

### Site Usage

Visits	Pages/Visit	Avg. Time on Site	% New Visits	Bounce Rate	
<b>70</b> % of Site Total: 83.33%	<b>1.51</b> Site Avg: 1.73 (-12.28%)	<b>00:01:34</b> Site Avg: 00:01:48 (-12.94%)	<b>84.29%</b> Site Avg: 84.52% (-0.28%)	<b>77.14%</b> Site Avg: 73.81% (4.52%)	
Keyword	Visits	Pages/Visit	Avg. Time on Site	% New Visits	Bounce Rate
(content targeting)	6	1.17	00:00:01	100.00%	83.33%
what is tandem base24	6	1.17	00:00:34	50.00%	83.33%
fastwire open messaging hub logica	3	1.33	00:03:00	100.00%	66.67%
nonstop performance monitoring	3	4.00	00:16:21	100.00%	33.33%
sentra web client	3	1.00	00:04:20	100.00%	66.67%
software houses in manchester	3	1.67	00:00:19	0.00%	66.67%
base24 pos & atm manuals	2	1.00	00:00:00	50.00%	100.00%
insider technologies	2	2.00	00:00:06	50.00%	0.00%
reporting services client found response content type of	2	1.00	00:00:00	100.00%	100.00%
use and purpose of bmc logs files on blade element in non stop kernel	2	6.00	00:01:20	100.00%	0.00%
"base24" and "barclays"	1	1.00	00:00:00	100.00%	100.00%
20" hp tft monitor (includes mandatory recovery of existing tft)	1	1.00	00:00:00	100.00%	100.00%
banks transaction analysis dashboard	1	1.00	00:00:00	100.00%	100.00%
base 24 switch message format	1	1.00	00:00:00	100.00%	100.00%
base24 eps	1	1.00	00:00:00	100.00%	100.00%
base24 tandem switch architecture	1	1.00	00:00:00	100.00%	100.00%
base24 tlf	1	1.00	00:00:00	0.00%	100.00%
bespoke window configuration	1	1.00	00:00:00	100.00%	100.00%
bespoke windows configurator	1	1.00	00:00:00	100.00%	100.00%
custom design business activity monitor	1	1.00	00:00:00	100.00%	100.00%
deploy + reporting services login	1	1.00	00:00:00	100.00%	100.00%
download prognosis atm/pos product solution	1	1.00	00:00:00	100.00%	100.00%
hp nonstop tandem training	1	2.00	00:07:48	100.00%	0.00%

http://localhost/reportserver/reportservice2005.asmx?wsdl	1	1.00	00:00:00	100.00%	100.00%
ibm base24 eps z os	1	2.00	00:01:17	100.00%	0.00%
insidertechnologies	1	5.00	00:02:16	100.00%	0.00%
itug 2009	1	1.00	00:00:00	100.00%	100.00%
latest hp non-stop news	1	1.00	00:00:00	100.00%	100.00%
logica replacement bbs	1	1.00	00:00:00	100.00%	100.00%
mobile data capture software	1	1.00	00:00:00	100.00%	100.00%
nonstop guardian	1	1.00	00:00:00	100.00%	100.00%
our clients hp testimonial	1	1.00	00:00:00	100.00%	100.00%
ptlf bank	1	1.00	00:00:00	100.00%	100.00%
ptlf tandem	1	1.00	00:00:00	100.00%	100.00%
ptlf tlf base24	1	1.00	00:00:00	100.00%	100.00%
remote hp disk status monitoring	1	1.00	00:00:00	100.00%	100.00%
reporting services 2008 asmx file	1	2.00	00:14:33	0.00%	0.00%
reporting services 2008 client found response content type of "	1	1.00	00:00:00	100.00%	100.00%
reportservice.asmx 2008	1	1.00	00:00:00	100.00%	100.00%
spoolcom	1	1.00	00:00:00	100.00%	100.00%
srm managed services logica	1	1.00	00:00:00	100.00%	100.00%
swift payment tracking	1	1.00	00:00:00	100.00%	100.00%
tandem + atm + website	1	1.00	00:00:00	100.00%	100.00%
tandem hp nonstop aci payment system	1	1.00	00:00:00	0.00%	100.00%
websphere mq aviation solutions	1	1.00	00:00:00	100.00%	100.00%
websphere mq series 6 ppt	1	1.00	00:00:00	100.00%	100.00%
window mobile at capture	1	3.00	00:04:48	100.00%	0.00%
windows mobile point capture	1	1.00	00:00:00	100.00%	100.00%
sentra mq	0	0.00	00:00:00	0.00%	0.00%

1 - 49 of 49










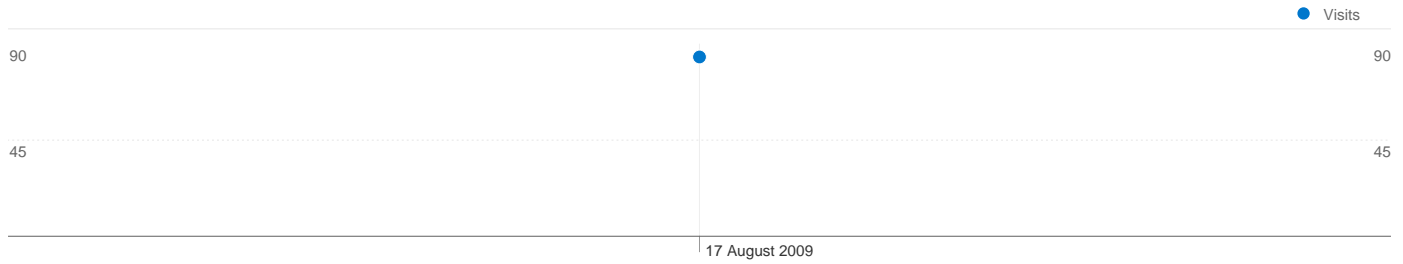
## AdWords sent 6 visits via 1 campaigns

Site Usage

<b>Visits</b> <b>6</b> % of Site Total: 7.14%	<b>Pages/Visit</b> <b>1.17</b> Site Avg: 1.73 (-32.41%)	<b>Avg. Time on Site</b> <b>00:00:01</b> Site Avg: 00:01:48 (-98.76%)	<b>% New Visits</b> <b>100.00%</b> Site Avg: 84.52% (18.31%)	<b>Bounce Rate</b> <b>83.33%</b> Site Avg: 73.81% (12.90%)	
Campaign	Visits	Pages/Visit	Avg. Time on Site	% New Visits	Bounce Rate
Starter Campaign	6	1.17	00:00:01	100.00%	83.33%

## Most visits lasted: 0-10 seconds

Duration of visit	Visits with this duration	Percentage of all visits
0-10 seconds		
20090817-20090817	65.00	 77.38%
11-30 seconds		
20090817-20090817	1.00	 1.19%
31-60 seconds		
20090817-20090817	2.00	 2.38%
61-180 seconds		
20090817-20090817	5.00	 5.95%
181-600 seconds		
20090817-20090817	5.00	 5.95%
601-1,800 seconds		
20090817-20090817	5.00	 5.95%
1,801+ seconds		
20090817-20090817	1.00	 1.19%



## 84 visits came from 11 hostnames

### Site Usage

Visits	Pages/Visit	Avg. Time on Site	% New Visits	Bounce Rate	
<b>84</b> % of Site Total: 100.00%	<b>1.73</b> Site Avg: 1.73 (0.00%)	<b>00:01:48</b> Site Avg: 00:01:48 (0.00%)	<b>84.52%</b> Site Avg: 84.52% (0.00%)	<b>73.81%</b> Site Avg: 73.81% (0.00%)	
Hostname	Visits	Pages/Visit	Avg. Time on Site	% New Visits	Bounce Rate
www.insidertech.co.uk	33	2.03	00:01:38	78.79%	63.64%
www.paymenttracking.co.uk	31	1.52	00:01:45	93.55%	77.42%
www.hponstopsoftware.com	6	1.17	00:02:26	83.33%	83.33%
www.windowsmanagement.co.uk	4	1.00	00:00:00	75.00%	100.00%
www.slamonitoring.co.uk	3	1.00	00:00:00	66.67%	100.00%
www.messagetracking.co.uk	2	1.50	00:03:54	100.00%	50.00%
74.125.153.132	1	1.00	00:00:00	0.00%	100.00%
www.exchangemonitoring.co.uk	1	1.00	00:00:00	100.00%	100.00%
www.insidertechologies.co.uk	1	1.00	00:00:00	100.00%	100.00%
www.multibatch.co.uk	1	1.00	00:00:00	100.00%	100.00%
www.sentra.co.uk	1	10.00	00:19:58	100.00%	0.00%

1 - 11 of 11